


WoodTrends Elite

WoodTrends Elite is a genuine wood veneered ceiling panel system which installs easily into a standard 15/16" T-grid, leaving a 3/8" pencil line reveal between panels. This system is built on a MDF, chipboard, or plywood core with a veneer thickness of .6 mm. Unique compression spring technology allows for zero clearance above the grid and easy accessibility through any field panel. Standard sizes available are 24" x 24", 24" x 48" and 12" x 72". Available in 24 standard and 40 custom veneers.



- ◆ Class A fire-rated composites available
- ◆ NRC values as high as .90
- ◆ MDF, Chipboard, or plywood substrates
- ◆ Standard sizes 2' x 2', 2' x 4', 1' x 6'
- ◆ Custom sizes available



WoodTrends Elite

Acoustical:

SOUND ABSORPTION DATA							
Frequencies (Hz)							
Perforation % of openings	125	250	500	1000	2000	4000	NRC
7.2% open	0.29	0.58	0.55	0.51	0.48	0.53	.55
18% open	0.13	0.34	1.15	1.08	0.55	0.53	.80
24% open	0.27	0.81	0.78	0.95	0.96	0.93	.90

*Acoustics is determined based upon % of opening in face of wood. Consult factory for available patterns.

Specification:

Part I General

1.1 Scope - The work consists of furnishing all material, labor and accessories necessary to install WoodTrends Acoustical Wood Systems specified herein.

1.2 Delivery and Storage - All material shall be delivered in their original unopened cartons and stored in an enclosed area providing protection from damage and exposure to the elements. Prior to installation, panels shall be acclimated for 72 hours at the temperature and humidity conditions during installation and occupancy.

Part II Material

2.1 Material

2.2 WoodTrends Acoustical Wood Systems as manufactured by Sound Seal, P.O. Box 545, Agawam, MA 01001. Phone: 800-569-1294 Fax: 413-789-4444

2.3 Panels shall be WoodTrends Elite and be 2' x 2', 2' x 4', 1' x 6' or custom _____.

2.4 WoodTrends Elite Panels shall be available in first quality select veneer from standard selection of 24 wood species plus 40 additional species available with special staining and lacquering to match architects samples.

2.5 WoodTrends Elite panels shall be constructed using fire rated components meeting or exceeding the requirements of the ASTM E-84 Class _____ (A,B,C) Flame Spread: (A) 25 or less, (B) 26 to 75, (C) 76-200 Smoke Developed: 450 or less.

2.6 WoodTrends Elite panels shall have an NRC rating of _____ with perforation pattern # _____ and an open area of _____%.

2.7 WoodTrends Elite panels shall be installed by means of compression springs on intermediate duty 15/16" T-grid. The panels are to be supplied with factory installed compression springs.

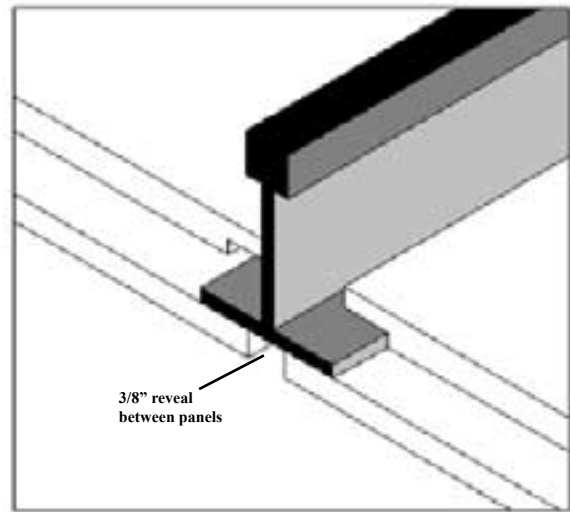
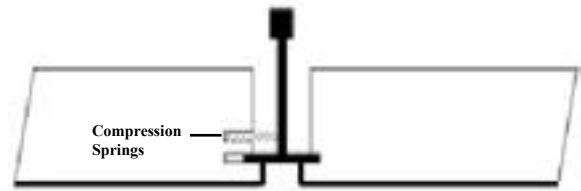
Part III Execution

3.1 Installation

3.2 WoodTrends Elite Panels shall be installed as shown on reflected ceiling plans and indicated on room finish schedule.

3.3 Panel installation shall not begin until all wet work is completed and panels have allowed to acclimate for 72 hours. The installation contractor shall have at least five years of experience in this class of work. All panels shall be properly installed and free from dirt, dust, grease, oils and fingerprints by wiping clean the surface with furniture polish.

Mounting Detail:



Veneer Selection

Afzelia	Conga Walnut
African Oak	Elm
American Oak	European Oak
Anigre	Koto
Ash	Khaya Mahogany
Beech Steamed	Maple
Beech Unsteamed	Oregon Pine
Birds-Eye Maple	Padouk
Black Walnut	Pear
Carolina Pine	Rosewood
Cedar	Sapeli Mahogany
Cherry	Teak



50 H.P. Almgren Drive
 Agawam, MA 01001
 TEL: 413.789.1770
 FAX: 413.789.4444
 e-mail: archsales@soundseal.com
 www.soundseal.com